Blast
Resources Inc.

Advancing the Global Energy Transition through Strategic Uranium Projects

CSE:BLST FSE:O0E



Disclaimer

Cautionary Note: This presentation includes certain statements that may be deemed to be forward-looking. All statements in this presentation, other than statements of historical facts, that address events or developments that the Company expects, are forward-looking statements. Although the Company believes the expectations expressed in such forward-looking statements are based on reasonable assumptions, such statements are not business conditions. Readers are cautioned that actual results or developments may differ materially from those projected in the forward-looking statements. Neither the Canadian Securities Exchange (CSE or CNSX Markets Inc), nor its Regulation Services Provider (as that term is defined in policies of the CSE) accepts responsibility for the adequacy or accuracy of this presentation. This presentation may contain forward-looking statements based on assumptions and judgments of management regarding future events or results. Such statements are subject to a variety of risks and uncertainties which could cause actual events or results to differ materially from those reflected in the forward- looking statements, including the implementation of the arrangement as described in the circular, which depends on various factors and implementation by the Company's board of directors. The company disclaims any intention or obligation to revise or update such forward-looking statements unless required by applicable laws.

The scientific and technical information related to the Wales Lake Uranium Project contained in this presentation was prepared and approved by Andy Yackulic, P.Geo., a Qualified Person as defined by National Instrument 43-101 - *Standards of Disclosure for Mineral Projects*. No mineral resources have been estimated at the Wales Lake Uranium Project and there is no assurance that further work will result in a mineral resource classification. Mineral resources are not mineral reserves and have not demonstrated economic viability. Nearby projects, deposits, or mines referenced in this presentation provide geologic context for the Company's project, but such nearby occurrences are not necessarily indicative that the Company's project hosts similar potential, size or grades of mineralization.

Investment Highlights

- **Flagship uranium project in Saskatchewan, Canada**
- Wales Lake lies just outside the southwest Athabasca Basin margin
- Approximately 35 km from the Triple R and Arrow deposits
- Canada supplied 32% of U.S. uranium deliveries in 2025
- Management with uranium exploration experience



About Us



Blast Resources is committed to supercharging the clean energy transition through the development of highly prospective uranium assets in the Athabasca Basin

Increased Investment in Nuclear Energy

Nuclear investment and fuel supply commitments in 2025–2026

Corporate power agreements, public financing and enrichment investment support nuclear development. Announced capacity and dates remain subject to project delivery.

CRANE RESTART

US $1.0B

DOE loan for 835 MW
November 2025

META

Up to 6.6 GW

New and existing capacity
by 2035

GOOGLE + TVA

50 MW

Kairos Hermes 2 PPA
Target: 2030
August 2025

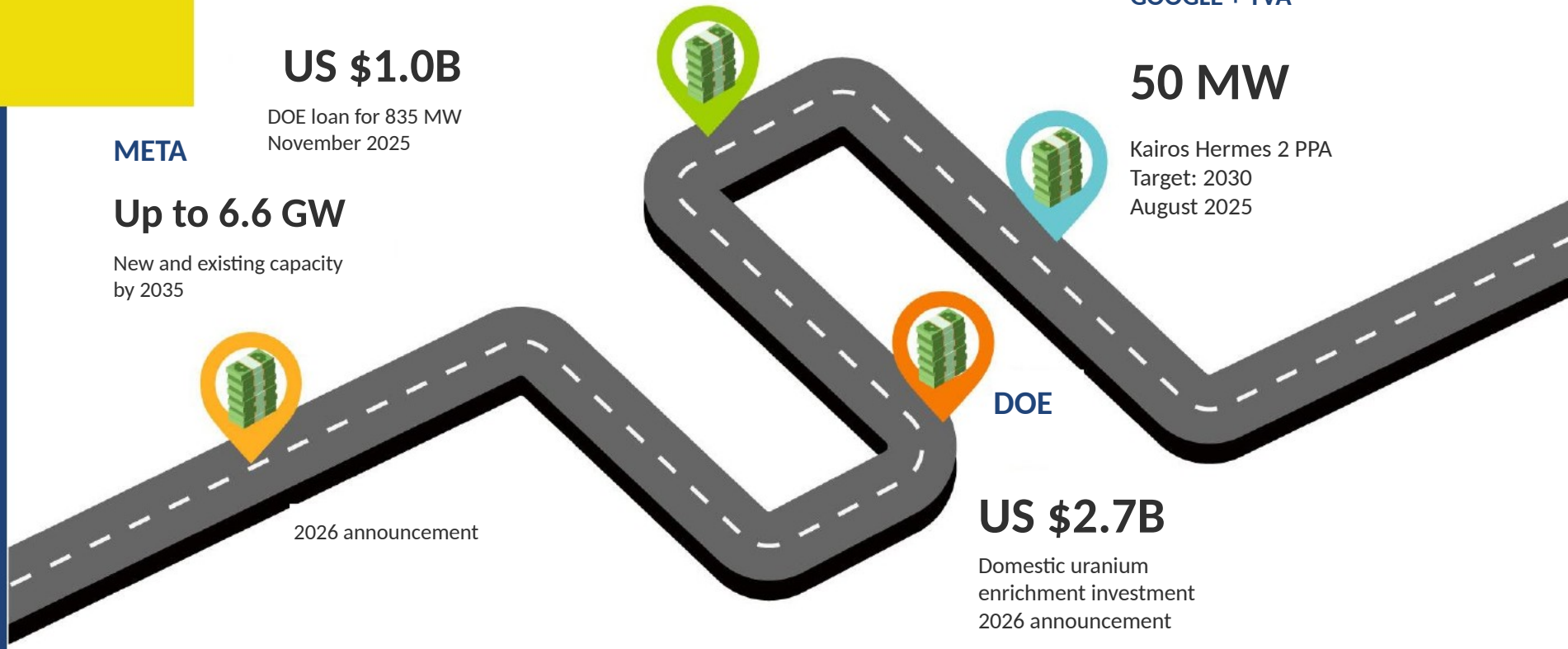

DOE

US $2.7B

Domestic uranium
enrichment investment
2026 announcement

2026 announcement

Sources: Meta (9 Jan 2026), DOE (Nov 2025 / Jan 2026), Google (18 Aug 2025). Full links in notes.

Global Nuclear Push



China has 64 operable nuclear reactors

38 reactors are under construction, with a further 43 planned. Planned projects are distinct from reactors being built.

China generated 449.9 TWh of nuclear electricity in 2025.
Reactor counts: September 2026.

Source: World Nuclear Association, world reactor table (17 Sept 2026).

The Need to Secure Energy is Increasing

Canada was the largest source of uranium delivered to U.S. reactors in 2025

U.S. civilian reactor owners purchased 46.9 million lb U_3O_8 equivalent in 2025. Foreign material supplied 93% of deliveries.

Russia supplied 26% of enrichment services purchased by U.S. reactors in 2025, measured in SWU.

Canada supplied 32% of uranium deliveries in 2025. Kazakhstan supplied 28% and Australia 15%.

77% of enrichment services purchased by U.S. reactors in 2025 were foreign-origin

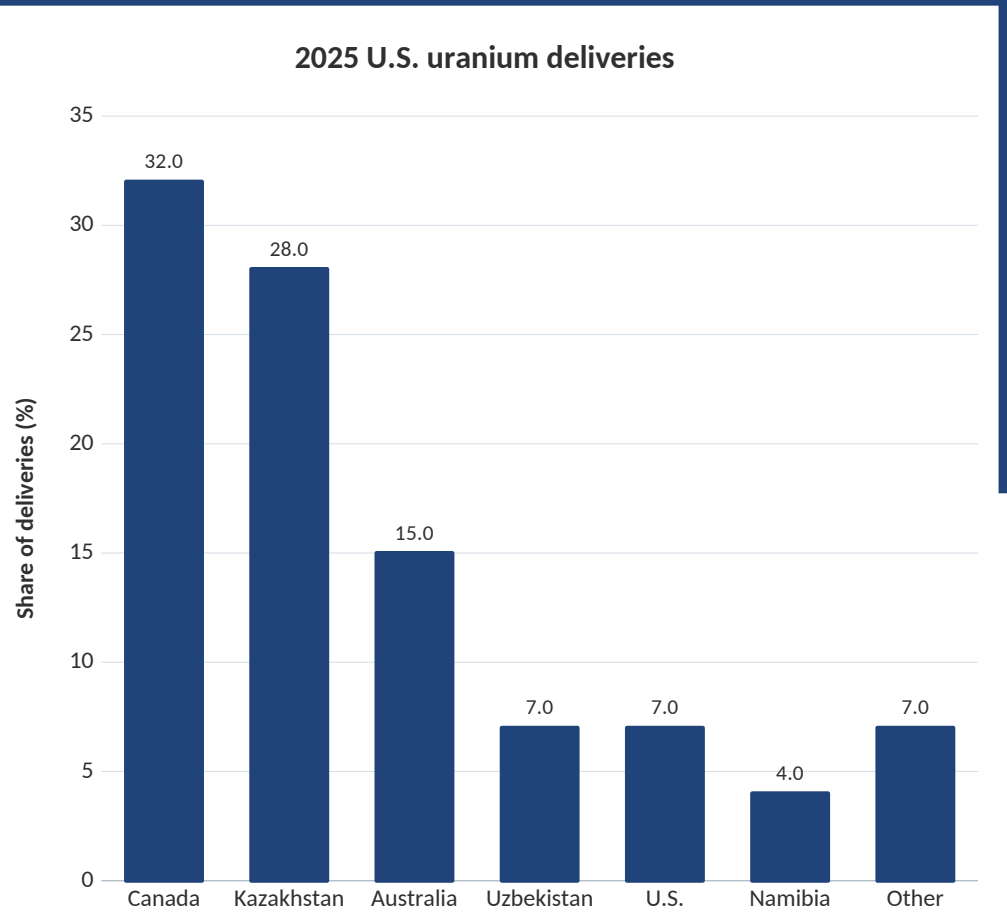

Source: EIA, 2025 Uranium Marketing Annual Report, revised 13 Aug 2026.

Uranium Market in Canada

Canada's uranium production and the need for future fuel contracting

Canada ranked second in 2024, producing 24% of global mined uranium.

2024 output was approximately 37.2 million lb U_3O_8 equivalent (14,309 tonnes U).

Canada supplied 32% of U.S. uranium deliveries in 2025, the largest share of any country.

Unfilled U.S. uranium requirements

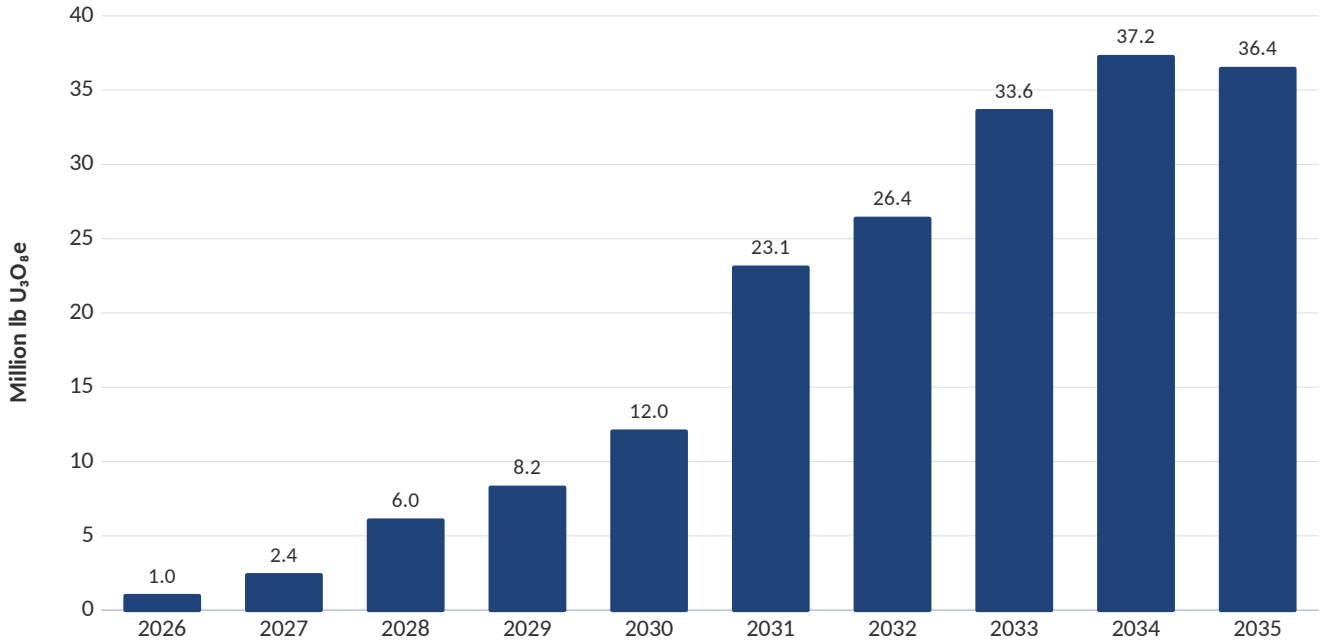

As reported at year-end 2025. Uncontracted requirements are not a forecast of physical shortage.

Sources: WNA (21 Sept 2026), EIA 2025 report. Conversion factor: 2,599.8 lb U_3O_8e per tonne U.

Why Canada could become the next nuclear energy 'superpower'

- Canada supplied 32% of uranium delivered to U.S. civilian reactors in 2025, the largest country share.
- Canadian uranium mine output reached approximately 37.2 million lb U_3O_8 equivalent in 2024.
- Production rose from approximately 28.6 million lb U_3O_8 equivalent in 2023. Canada accounted for 24% of global mined uranium in 2024.

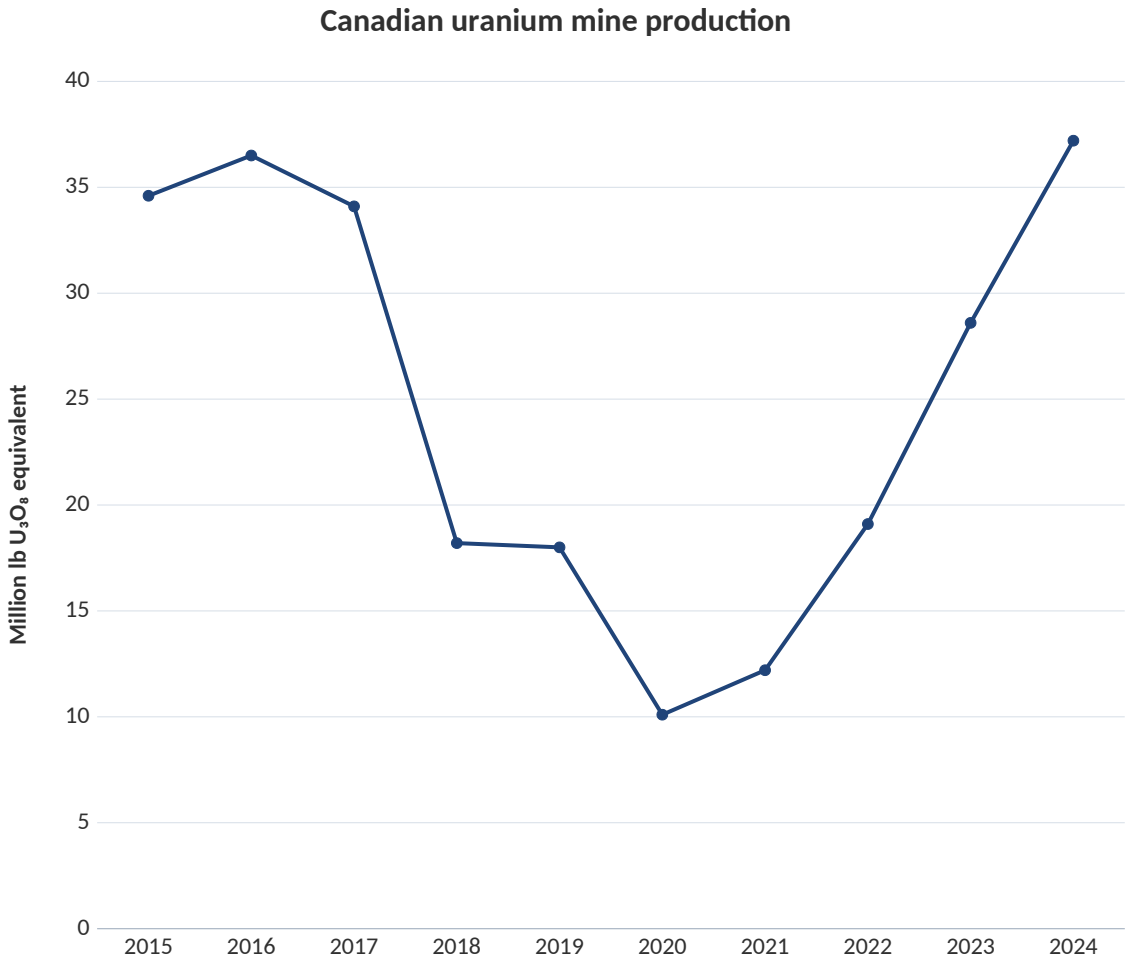

Sources: EIA 2025 report, WNA 2024 production table (21 Sept 2026).

Advancement In SMRs and AI

Small Modular Reactors (SMRs)

The IAEA defines SMRs as advanced reactors with capacity of up to 300 MW(e) per unit. Modular designs enable factory fabrication and assembly at the plant site.

Deployment support

DOE awarded $800 million to TVA and Holtec in December 2025 to advance U.S. SMR deployment.

Tech industry engagement

Google, TVA and Kairos announced a 50 MW Hermes 2 power agreement in August 2025, with operation targeted for 2030.

Fuel supply

DOE announced $2.7 billion for domestic uranium enrichment in January 2026, supporting low-enriched uranium and HALEU supply chains.

Delivery remains project-specific

Announcements and policy targets do not establish operating capacity. Licensing, financing, construction and fuel availability remain material conditions.

Sources: IAEA SMR explainer; DOE Jan 2026 fact sheet; Google Aug 2025. Full source links in notes.

Small Modular Reactors & Artificial Intelligence

- Google, TVA and Kairos Power announced a power purchase agreement for the 50 MW Hermes 2 project in August 2025. The announced operating target is 2030.
- Meta announced nuclear agreements in January 2026 supporting up to 6.6 GW of new and existing capacity by 2035, including Vistra, TerraPower and Oklo projects.
- DOE closed a US $1 billion loan for the 835 MW Crane Clean Energy Center restart in November 2025. Crane is an existing large-reactor restart, not an SMR.
- These announcements span advanced reactors and existing plants. Announced dates and capacities remain subject to licensing, construction and other project conditions.

Sources: Google (18 Aug 2025), Meta (9 Jan 2026), DOE Crane Restart. Full links in notes.

Regional Deposits and Infrastructure

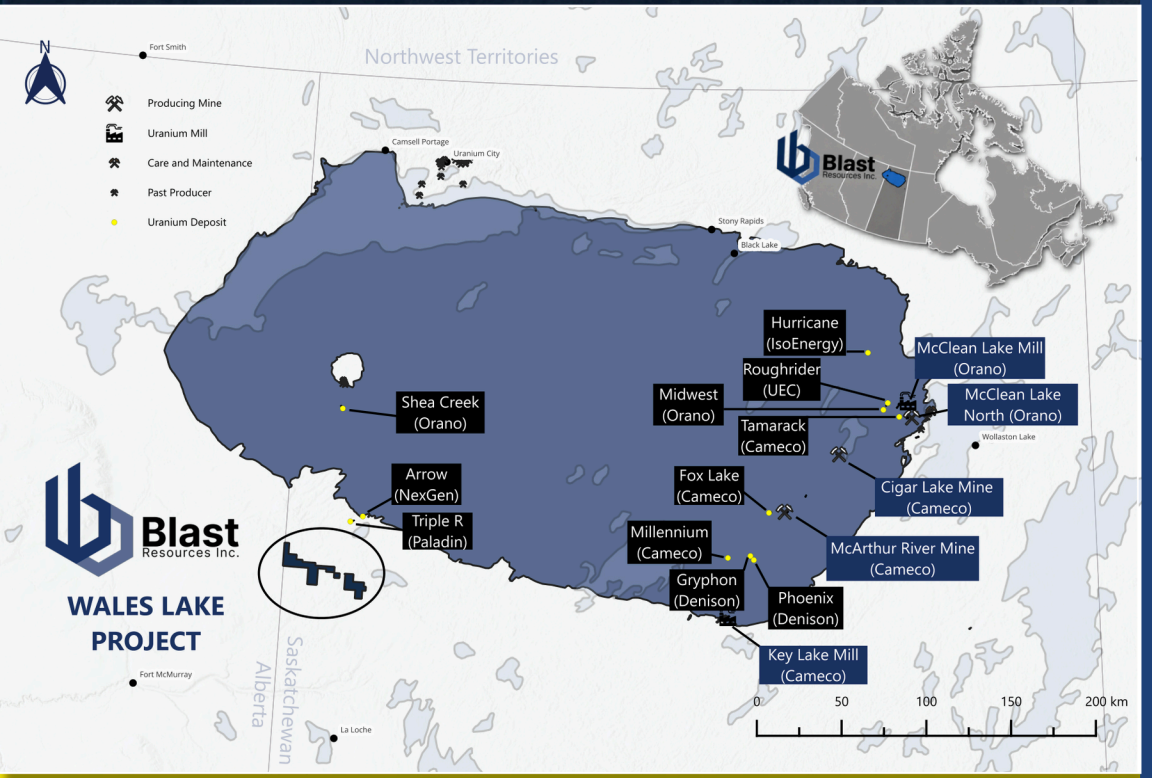

Regional context

Wales Lake is approximately 35 km from the Triple R and Arrow deposits in the Taltson domain.

Paladin owns Triple R following its December 2024 acquisition of Fission. NexGen owns Arrow.

The regional figure shows uranium deposits and infrastructure in relation to Wales Lake.

Regional proximity does not indicate equivalent mineralization, resources or development potential.

Saskatchewan's Uranium Rush



Saskatchewan has the largest high-grade uranium deposits in the world. This region is the source of almost a quarter of the world's uranium supply for electrical generation[1]

Saskatchewan uranium reserves and resources

Deposit	Operator	kt	% U3O8	M lb U3O8	Classification
Cigar Lake	Cameco	263.7	17.06	99.20	Proven Reserves
		215.3	15.43	73.30	Probable Reserves
		236.1	5.05	26.30	Measured & Indicated Resources
		163.4	5.55	20.00	Inferred Resources
McArthur River	Cameco	1,942.0	6.65	284.60	Proven Reserves
		484.2	5.79	61.80	Probable Reserves
		134.6	2.25	6.70	Measured & Indicated Resources
		36.4	0.53	2.40	Inferred Resources
Millennium	Cameco	1,442.6	2.39	75.90	Indicated Resources
		412.4	3.19	29.00	Inferred Resources
Rabbit Lake	Cameco	1,836.5	0.95	38.60	Indicated Resources
		2,460.9	0.62	33.70	Inferred Resources
Tamarack	Cameco	183.8	4.42	17.90	Indicated Resources
		45.6	1.02	1.00	Inferred Resources
Fox Lake	Cameco	386.7	7.99	68.10	Inferred Resources
McClean Lake	Orano	92.0	0.41	0.80	Proven Reserves
		203.0	1.59	7.15	Indicated Resources
		32.0	1.36	0.97	Inferred Resources
Midwest	Orano	1,118.0	2.02	49.55	Indicated Resources
		944.0	0.93	19.45	Inferred Resources
Shea Creek	Orano	526.0	3.15	36.43	Indicated Resources
		631.0	2.65	36.88	Inferred Resources
Phoenix	Denison	280.2	11.40	70.60	Measured & Indicated Resources
		5.6	2.60	0.30	Inferred Resources
Gryphon	Denison	1,643.0	1.70	61.90	Indicated Resources
		73.0	1.20	1.90	Inferred Resources
Arrow	NexGen	3,755.0	3.10	256.70	Measured & Indicated Resources
		4,399.0	0.83	80.70	Inferred Resources
Triple R	Paladin	2,900.0	1.88	118.80	Indicated Resources
		400.0	1.19	10.90	Inferred Resources
Hurricane	IsoEnergy	63.8	34.50	48.61	Indicated Resources
		54.3	2.20	2.66	Inferred Resources
Roughrider	UEC	699.0	1.81	27.86	Indicated Resources
		620.0	2.45	33.38	Inferred Resources

Modified from World Nuclear Association - Uranium in Canada.
Mineral resources are not mineral reserves; classifications are not additive.

Source 1: Uranium Mining and the Northern Saskatchewan Environmental Quality Committee
Source 2: The Narwhal - Saskatchewan's plans to be a critical-minerals powerhouse
Graph source: World Nuclear Association - Uranium in Canada

Mineralization and Exploration

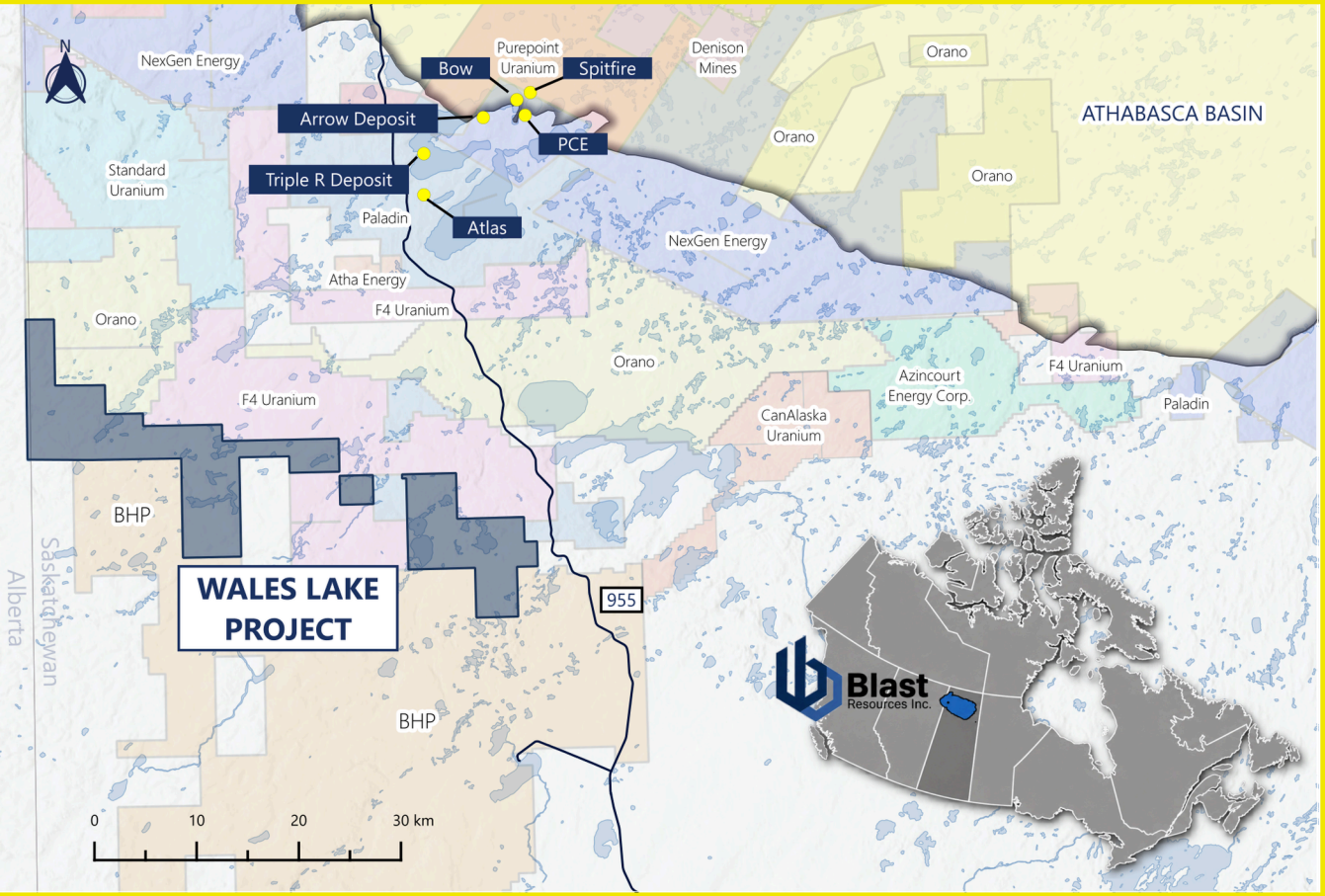

- **Mineralization Characteristics:**
  - The PLc hosts one of the largest high-grade uranium systems in the world.
  - The PLc differs from eastern Athabasca deposits due to the absence of mineralization at the basal unconformity of the Athabasca Supergroup.
  - Instead, mineralization occurs in deeply rooted basement faults extending tens to hundreds of meters below the unconformity.
- **Exploration and Development**
  - The deposits are being actively explored and delineated by junior exploration companies, utilizing advanced techniques to define the extent and grade of the mineral resources.
- **Strategic Location**
  - Positioned on the western side of the Athabasca Basin, the PLc provides a unique contrast to eastern deposits, showcasing diverse geological settings and mineralization styles critical for understanding uranium systems in the region.
- **Mineralization Forms: Uranium mineralization is found in both:**
  - Veins
  - Chemical Replacements of the host rocks (Roscoe Postle Associates Inc., 2017).

Displayed mineral dispositions are shown as at September 30, 2026.

Project Geology

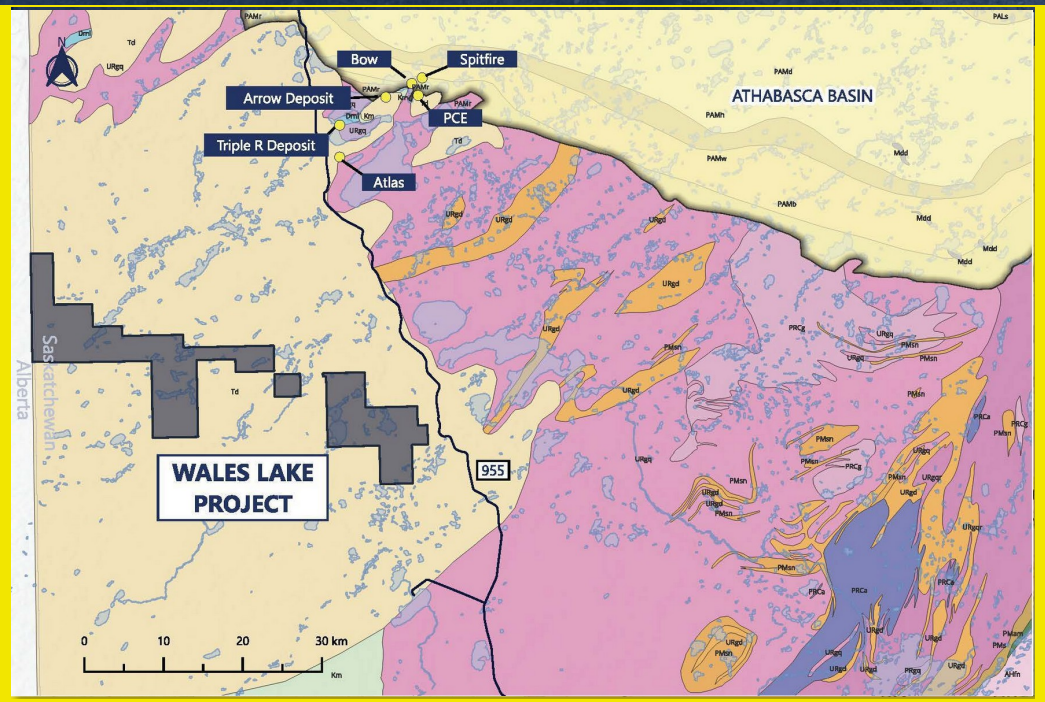

Map code	Geological units
Td	Undifferentiated diamictite (Paleogene-Neogene)
Dml	Meadow Lake Formation: mainly argillaceous dolostone
URgq	Granitic to quartz dioritic gneiss
URgd	Granite and granodiorite; derived gneiss
PAMd/h/w/r	Clamplitt-Dunlop / Hodge / Warnes / Read formations
PMsn	Psammopelite to pelite; derived gneiss and migmatite
PRCg / PRCa	Granite / anorthosite

- **Geological Setting**: The Patterson Lake corridor (PLc) is hosted in Paleoproterozoic crystalline rocks of the Taltson domain in the southwest Rae Province, characterized by amphibolite to granulite facies orthogneiss and a range of altered mafic to ultramafic, intermediate, and alkaline rock types.
- **Structural Framework**: The PLc is a crustal-scale high-strain zone with a strike length of over 50 km and a width of 5–10 km. It includes ductile and brittle deformation features, serving as pathways for mineralizing fluids and hosts extensive hydrothermal-metasomatic rocks.
- **Alteration and Metasomatism**: Significant metasomatism includes quartz flooding, which produced aluminous metasomatic rocks (pseudopelites), and the subsequent precipitation of hydrothermal graphite and iron sulfide in brittle fractures. This metasomatism is critical in creating fluid pathways and
mineral traps.
- **Ultrabasic and Alkaline Intrusions**: The PLc contains an ultrabasic intrusive suite and carbonatite dykes, as well as calcite-rich carbonatite-like rocks and clinopyroxenite, forming part of the Patterson Lake Alkaline Igneous Complex. These intrusions are associated with alkalic metasomatism and fenitic alteration halos.
- **Host Rocks of Uranium Mineralization**: Uranium deposits are hosted in deeply rooted basement faults and metasomatized gneissic rocks. The dominant host rock at the Arrow deposit is quartz-flooded quartz-feldspar-garnet-biotite ± graphite gneiss, which exhibits extensive alteration and is integral to the uranium system.

Sources: Blast (2 / 16 July 2026); Saskatchewan Geological Survey (2021); October 2026 deck.

Team

Andy Yackulic, P.Geo
CEO and President

Mr. Yackulic, P.Geo., is a professional geologist and exploration executive with over 20 years of experience in the uranium sector. He previously served as Vice President, Exploration at Denison Mines Corp. beginning in 2020, following 12 years with Cameco Corporation, where he helped lead the discovery and advancement of the high-grade Fox Lake uranium deposit. He holds a Bachelor of Science in Geology from the University of Saskatchewan and recently completed all requirements to obtain an MBA from the Edwards School of Business.

James Casey Forward, CPA, CGA
CFO

Mr. Forward, CPA/CGA, was a director and CFO of EGR Exploration Ltd. Inc., was a director and CFO of Leanlife Health Inc., and a director and CFO of Four Nine Gold Inc. He was previously the CFO of Niocorp Developments Ltd. Over the past 30 years Mr. Forward has served as director of several other public and private companies.

Anish Pabari, BBA
Director

Mr. Pabari, BBA, is a finance entrepreneur and is the co-founder of Elite Lending Corporation ("Elite"). He is also the co-founder of Elite Pacific Insurance and Investments Corp., a fast-growing finance company in Canada. Anish and Elite have received a number of awards and accolades for their work in the mortgage industry.

Zachary Chow
Director

Mr. Chow has proven expertise in strategic leadership, data analytics, and operational growth from years of experience in regulated industries. His key strengths include leveraging data-driven insights to guide decision-making; cross-functional collaboration to align teams on complex projects; strategic planning and negotiation to drive sustainable outcomes.



Capitalization

29,795,197

ISSUED & OUTSTANDING

12,622,497

RESERVED FOR ISSUANCE

42,417,694

FULLY DILUTED (1)

(1) Issued plus reserved, assuming all reserved securities are issued. Reserved securities are not labelled solely as options and warrants.

Source: CSE issuer profile, checked 28 Sept 2026.

CSE:BLST FSE:O0E

Contact Us



380 - 580 Hornby Street
Vancouver, BC V6C 3B6

Investor Relations

Email: info@blastresources.com
Tel: +1 (778) 374-9731
Website: www.blastresources.com